



SSC

Series casework

Surgical / Scientific Storage Cabinets

SSC Features

Recess or surface mounting.

Many height, width and depth options.

Cabinets easily connected together.

Glass or sound insulated solid SS doors.

Pass-through versions available.



Solid stainless steel handles. Nylon roller door catches.



Height adjustable shelves on flush ladders. Smooth, easy to sterilize interior.

Tempered safety glass.

Full height piano hinges.

Integrated recess flange.

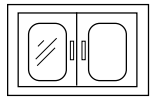
Welded construction.

Prepositioned mounting holes.

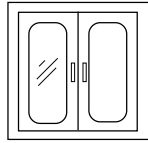
Complete installation instructions and seismic calculations.



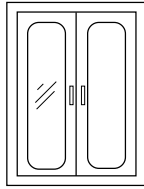
SSC Sizes / Configurations



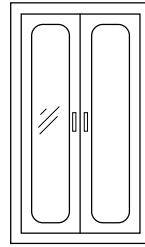
24" high



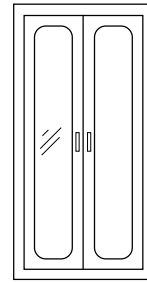
36" high



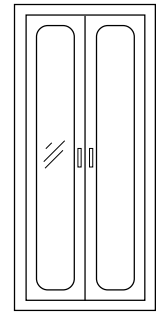
48" high



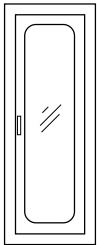
60" high
(standard)



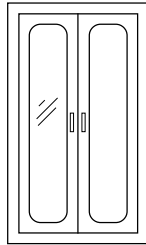
72" high



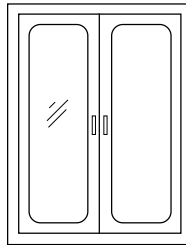
80" high



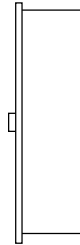
24" wide



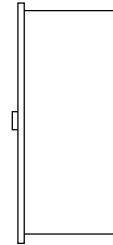
36" wide



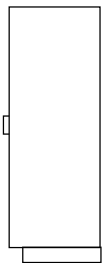
48" wide



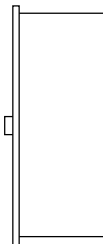
18" deep



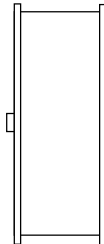
24" deep



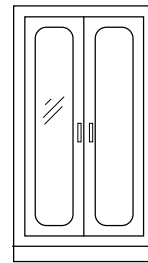
surface



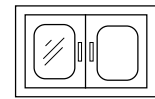
recess



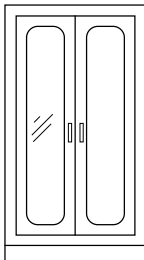
pass-through



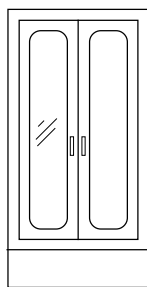
base cabinet



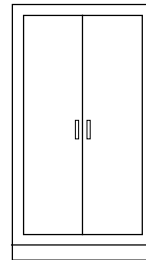
wall cabinet



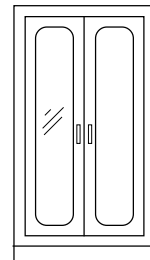
3" high base



12" high base



solid doors



glass doors

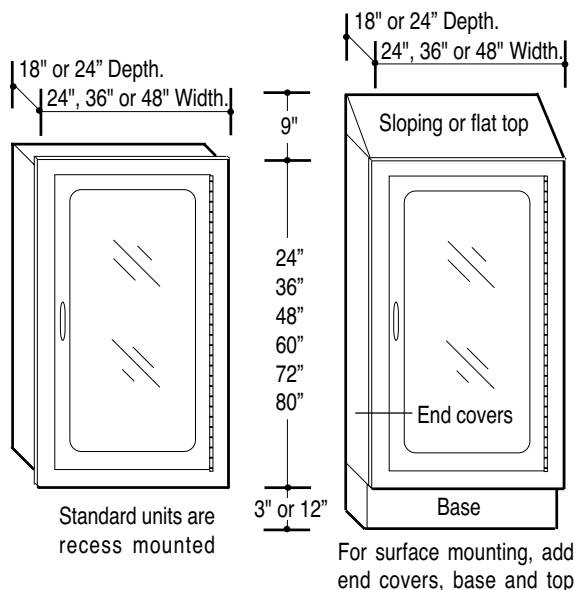
SSC Specs, model numbers

General

Carr Stainless Storage Cabinets meet the unique needs of ORs and labs with new, innovative features. The SSC system is modular so that cabinets can be tailored to the exact needs of the end user. Cabinets can be freestanding or recess mounted to save space. The exclusive Easy Clean interior and exterior is smooth with no obstructions so sterilization is faster, easier, and more thorough. Doors move effortlessly because of full length hinges, instead of the usual 3 small hinges. These last much longer as weight is distributed over a greater area. Often forgotten in many units is overall appearance. Carr units were designed to integrate well with contemporary architecture. Another advantage is faster, precise installation with prepositioned anchorage holes, built-in blocking & recessing flanges.

Specifications

Mounting: Freestanding (surface) or recessed.
Construction: Heavy gauge stainless steel, type 304, heli-arc welded & spot welded modular assembly.
Finish: No. 4 Finish, welds ground & polished smooth.
Hardware: Full length door hinges, nylon roller door catches, solid stainless steel handles.
Glass: 1/4" Tempered double strength safety glass.
Shelves: Height adjustable on 1/2" increments.
Interior: Smooth, obstruction free for easy cleaning.
Installation: Pre-positioned anchorage holes with built-in blocking and integrated recess wall flanges.



Model

Description

SSC-24	24" Wide storage cabinet, 1 glass door
SSC-36	36" Wide storage cabinet, 2 glass doors
SSC-48	48" Wide storage cabinet, 2 glass doors
BCC-10	Between cabinet connector
EC-15	End covers, surface mounting
SCST-24	24" Sloping top, surface mounting
SCST-36	36" Sloping top, surface mounting
SCST-48	48" Sloping top, surface mounting
FT-24	24" Flat top, surface mounting
FT-36	36" Flat top, surface mounting
FT-48	48" Flat top, surface mounting
SB-24	24" Base, painted, surface mounting
SB-36	36" Base, painted, surface mounting
SB-48	48" Base, painted, surface mounting
SLF-24	24" Unit additional shelf
SLF-36	36" Unit additional shelf
SLF-48	48" Unit additional shelf
PTR-70	Pass through option, 4 glass doors total
PTR-71	Pass through option, 2 glass, 2 solid doors
SD-50	Solid stainless steel door option
DL-25	Door Lock
CRT-10	Shipping crate, 24", 36" or 48" units

Add the following to model numbers to indicate desired height, depth and finish:

T	80" height (Cabinet, end cover, connector option)
U	72" height (Cabinet, end cover, connector option)
V	60" height (Cabinet, end cover, connector option)
W	48" height (Cabinet, end cover, connector option)
X	36" height (Cabinet, end cover, connector option)
Y	24" height (Cabinet, end cover, connector option)
F	12" height (Base option)
L	3" height (Base option)
D	24" deep (Cabinet, end cover, base, and tops option)
E	18" deep (Cabinet, end cover, base, and tops option)
S	Stainless (Base option)
P	Painted (Base option)